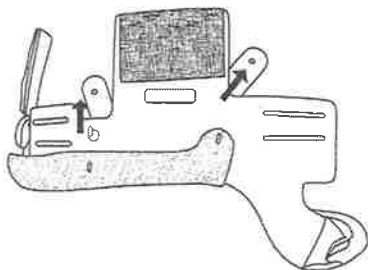
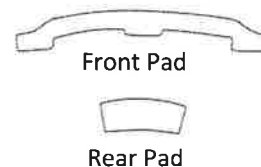
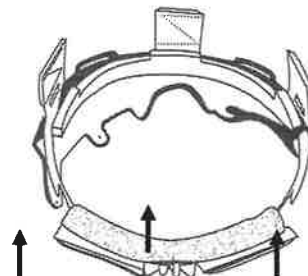


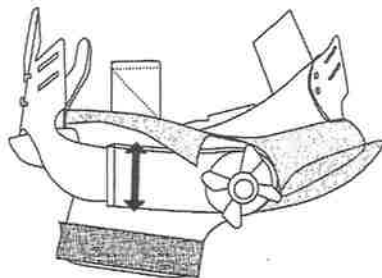
FITTING DOWNSIZE PADDING



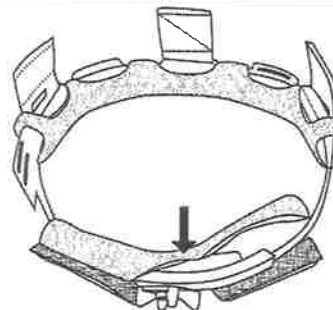
1. Remove front sweat pad from underside hooks on headband



2. Insert downsize pad with contours facing headband legs & replace sweat pad on hooks.



3. Remove rear sweat pad by releasing Velcro



4. Insert rear downsize pad under sweat pad and re-secure Velcro